

墙装单把手面盆龙头

安装说明书

Wall Mount One-Handle
Lavatory Faucet

INSTALLATION INSTRUCTIONS

如需安装支持，配件丢失等，请联系MOEN。
对于中国大陆以外的市场，请咨询当地经销商。
(中国大陆) 400-630-8866
(中国大陆) www.moen.cn
(中国大陆以外) www.moen.com.hk

PLEASE CONTACT MOEN FIRST
For Installation Help, Missing or Replacement
Parts. For markets exclude Chinese mainland,
please consult your local dealer.
(Chinese Mainland) 400-630-8866
(Chinese Mainland) www.moen.cn
(Exclude Chinese Mainland) www.moen.com.hk

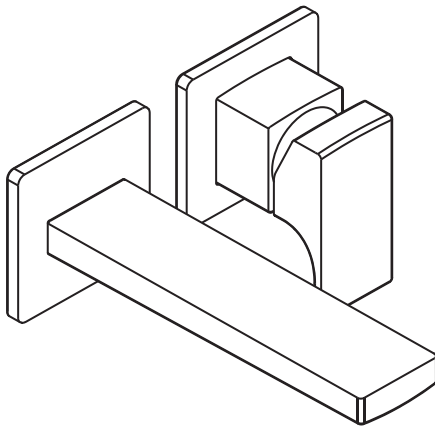
推荐工具

为了安全和让安装和替换变得容易，Moen建议您使用以下工具：

HELPFUL TOOLS

For safety and ease of replacement, Moen recommends the use of these helpful tools.

 护目镜 Safety Glasses	 螺纹密封带 Thread Seal Tape	 管钳 Basin Wrench	 钳子 Pliers
 螺丝刀 Screwdriver	 手电筒 Flashlight	 活动扳手 Adjustable Wrench	 密封胶 Plumber's Putty



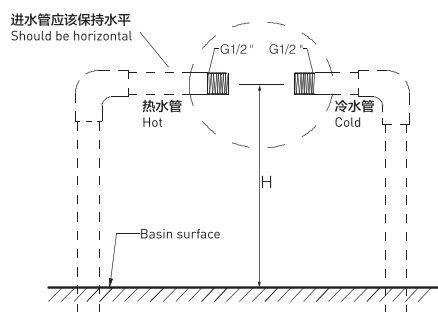
图片仅供参考
(款式因型号而异)

Image is for reference only
(Style varies by model)

记录购买的型号：
(保存安装说明书以备将来参考)

Record Purchased Model Number:
(Save instruction sheet for future reference)

1

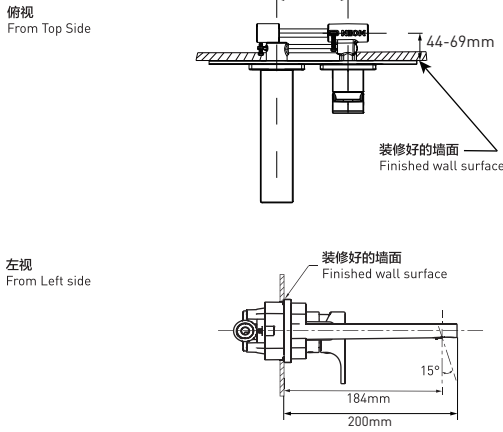


打开冷热供水，清除排水管内积累的残渣。否则将有损龙头。
进水管的高度请根据洗手盆确认。

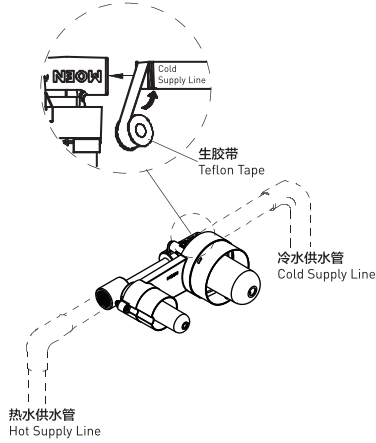
Flush hot and cold water supply lines to clear any debris that has accumulated in the supply lines that could damage the faucet. Height depends on the style of Basin.

2

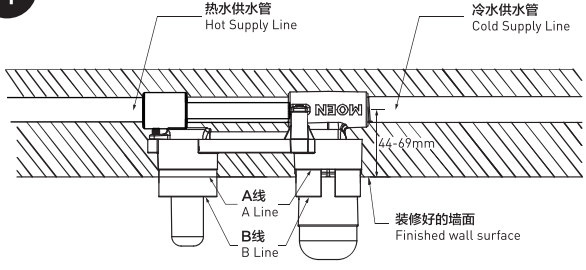
安装尺寸
INSTALLATION DIMENSIONS



3

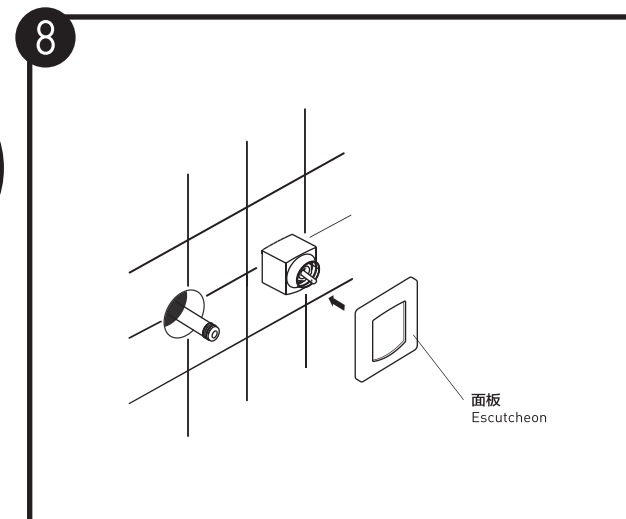
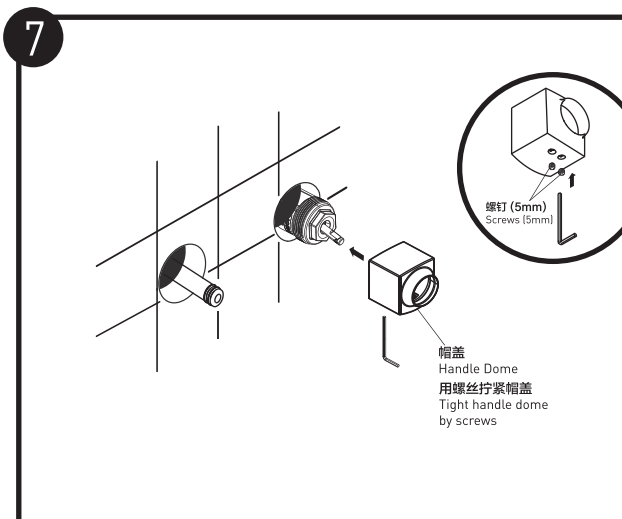
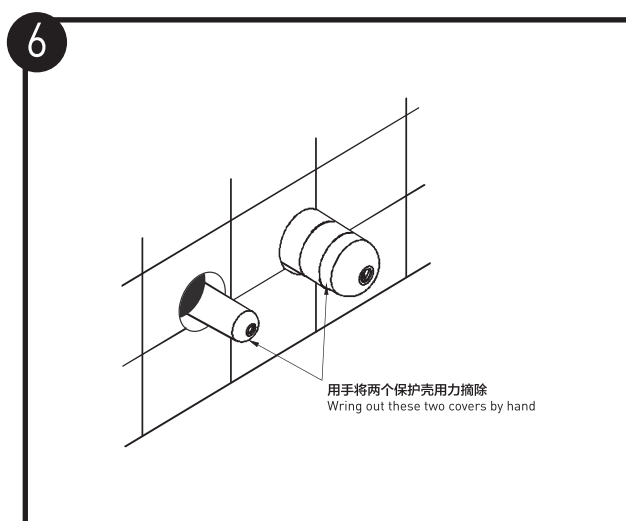
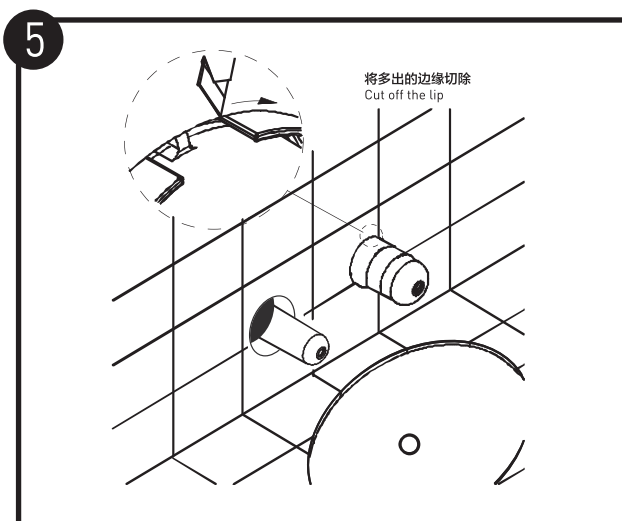


4



装修墙面应保持在A线和B线之间。安装调整范围为25mm。

Finished wall surface should be between A Line and B Line. Adjustment range is 25mm.

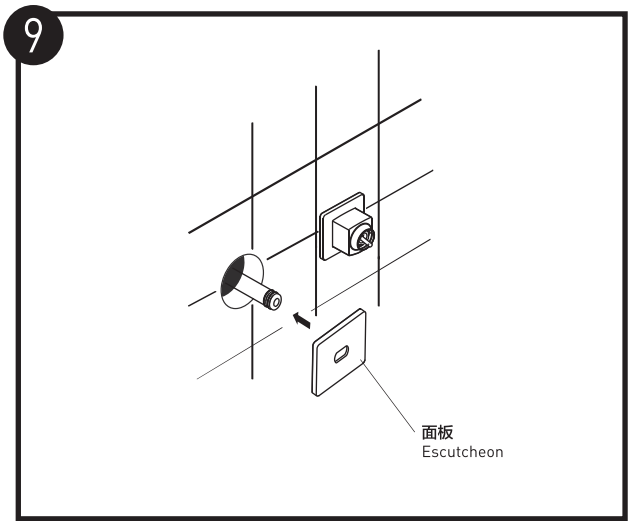


将螺丝放入帽盖的孔中，预先拧4-5圈，用手将盖帽放进阀体，拧紧螺丝
注意：帽盖有两个螺丝孔的面要朝下

将面板推至贴紧墙面

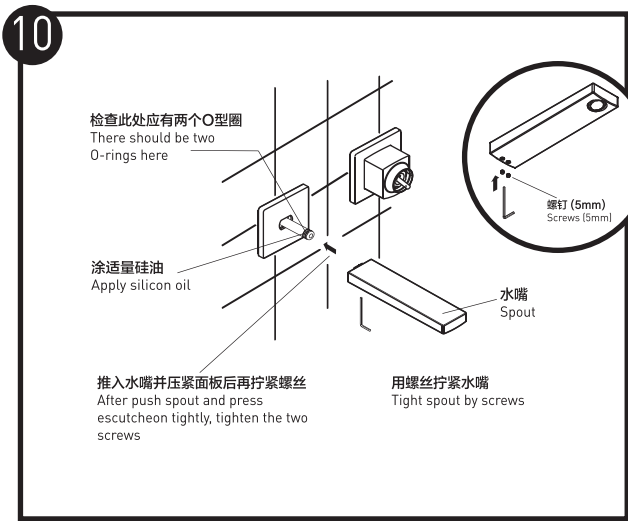
Push the escutcheon against the wall

Put screws into the holes of dome, pre-tight screws 4-5 turns, put the handle dome to the end and tighten the screws.
Note: the side of dome with two screw hole need to face down.



将面板推至贴紧墙面

Push the escutcheon against the wall

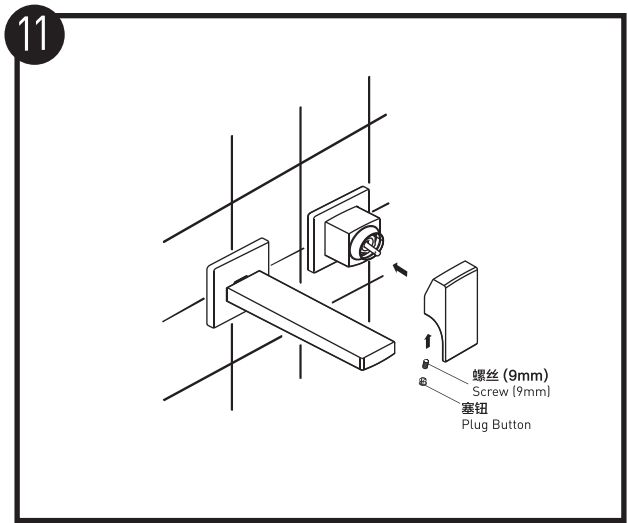


- 1.在水嘴接头及O型圈上涂适量硅油
- 2.将螺丝放入水嘴孔中，预先拧4-5圈，推入水嘴并压紧面板后再拧紧螺丝。

注意：水嘴有两个螺丝孔的面要朝下

1. Apply silicon oil on O-rings and connector.
2. Put screws into the holes of spout, pre-tight screws 4-5 turns. After push spout and press escutcheon tightly, tighten two screws.

Note: the side of dome with two screw hole need to face down.



产品售后保修条款

摩恩产品是在高质量标准及生产工艺下制造的，摩恩承诺为消费者购买的洁具产品提供有期限免费保修及终身维修服务。

龙头免费保修期为：阀芯5年，电磁阀感应器2年，其它附件如淋浴杆、软管、花洒、落水、把手、装饰盖、提拉杆、混水器等保修期均为1年有限。均自消费者购买日（以摩恩产品分销商开具的发票或收据上载明日期为准）起计。

免费保修范围为产品及产品配件（如淋浴杆、软管、花洒、落水、把手、装饰盖、提拉杆、混水器等）由于材质及工艺原因而造成的故障或损坏。免费保修期内，我们将无偿为您提供修理服务及更换发生故障的产品或产品配件。摩恩的售后服务责任仅限于对故障产品的修理，而不延及您因产品故障而发生的其他损失，法律另有规定的除外。

您需了解：产品外观碰伤、刻划痕迹，以及滥用及不正当保养所导致的故障或损坏，均不属于免费保修范围。即使在免费保修期内，属下列（1）-（5）情况之一的，需酌情收取修理费用：

1. 不能出示相符的保修卡和有效购买凭证情况的，
2. 未按使用说明告知的使用方法和注意事项造成的故障，
3. 自行拆卸、维修、改装所造成的故障和损坏，
4. 由于不可抗力等外部原因引起的故障和损坏，
5. 由于运输、搬卸、挤压等造成的损坏。

对于保修期外或不在保修范围内的产品，如需维修，摩恩将酌情收取上门费、人工费及材料费。

本保修条款仅对原始消费者和酒店行业的购买者有效，并不适用于本产品工业、商业、贸易和非酒店行业的使用。

如对本保修条款内容有任何疑问，请拨打400 630 8866 咨询热线，或向当地分销商咨询。对于中国大陆以外的市场，此产品的保修及保障服务详情请咨询当地经销商。

摩恩公司对摩恩保修拥有最终解释权。

MOEN® 摩恩

合格证

Compliance Certification

产品名称

Product Name

墙装单把手面盆龙头

Wall Mount One-Handle Lavatory Faucet

检验员

Inspector

生产日期

Date of Production

富俊汇赢科技（上海）有限公司

中国（上海）自由贸易试验区新杨公路

1800弄1号4幢207室

邮编：201413

Fortune Brands Innovations (Shanghai) Co., Ltd

Room 207, Building 4, No. 1, Lane 1800, Xinyang Highway,

China (Shanghai Pilot Free Trade Zone)

MOEN LIMITED WARRANTY

We offer limited warranty and lifetime maintenance for Moen products, which are all manufactured with high standards of workmanship.

The period of warranty shall start from the date of purchase of the product (according to the invoice or receipt issued by Moen distributors) and shall cover a period of the following: the warranty period for cartridge is 5 years, the warranty period for solenoid valve sensor is 2 years, the warranty period of other accessories such as shower bar, hose, shower, drain assembly, handle, cover, lift rod, aerator etc. is 1 year.

This warranty is your coverage against material and workmanship malfunction or defects in Moen products or components (such as shower bar, hose, shower, drain assembly, handle, cover, lift rod, aerator etc.). During the warranty period, we offer free maintenance and changing of malfunctioned products or product components. Moen's after sales service liability is limited to the maintenance of faulty items and does not cover your other losses caused by product malfunction, except for otherwise stipulated by law.

Cosmetic damages (scratches, dents, etc.) and malfunction or defects caused by abuse or improper maintenance is not covered by this warranty. Although the warranty period remains valid, in case of the following conditions (1) - (5), the maintenance cost (material cost and labor cost) shall still be charged as the case may be:

1. Corresponding warranty card and valid invoice cannot be presented;
2. Faults were caused by the incompliance with the instructions and precautions provided in the user's manual;
3. Damages and faults were caused by self-actuated dismantling, repair and refit;
4. Faults and damages were caused by external factors such as force majeure;
5. Damages were caused by transportation, unloading and extrusion, etc.

This warranty is valid for the original consumers only (including hotel use), and excludes industrial and commercial use of the product (except for hotel use). This card is only responsible for product maintenance rather than any other liabilities.

In the event that the product requires maintenance but exceeds the warranty period, or that the product is not covered by this warranty, labor cost and material cost shall be charged as the case may be.

Please call 400-630-8866 or contact local dealer for any question. For markets outside of Chinese mainland, the terms and conditions of warranty shall differ between product categories and countries. Please refer to warranty stated by local distribution.

Moen Incorporated shall have the final interpretation of Moen warranties.