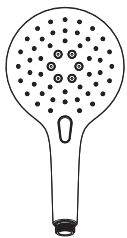


# MOEN® 摩恩

## 水呼吸手持花洒



HH3003

如需安装支持, 配件丢失等, 请联系MOEN。  
(中国) 400-630-8866  
www.moen.cn

©2023 Moen Incorporated

### 注意事项:

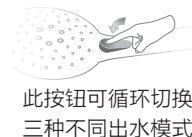
**MOEN®** 摩恩卫浴产品以精湛的技术制造而成, 保证品质优良, 美观耐用。  
清洁产品时须小心, 避免对产品表面造成损害。  
请用清水或中性的清洁剂清洁产品表面, 然后以柔软的毛巾抹干;

切勿使用含化学成分或腐蚀性的清洁剂、粗糙的布料抹擦。

建议定期清洗产品, 以保证其外观光洁明亮。  
使用酸性清洁剂清洗附近物品时, 有可能损害产品表面, 请加倍小心。

### 功能特点

- 喷洒
- 有效按摩
- 喷洒按摩



此按钮可循环切换  
三种不同出水模式

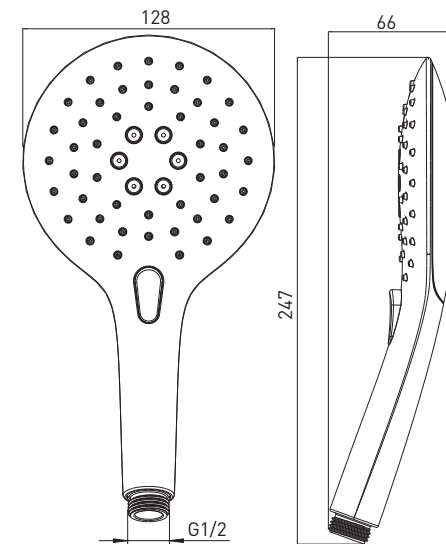
### 产品特点

摩恩Air-in水呼吸技术。水流劲中带柔, 节省30%水资源的同事提升淋浴舒适度。先进的按钮切换, 可以单手方便地切换出水方式, 引领时尚潮流。正面完整无缝, 与众不同, 外观更加简洁大方。

- 劲中带柔, 环保节水。
- 产品造型美观、大方。
- 面盖大, 出水孔多。
- 流量大, 水花分布均匀。

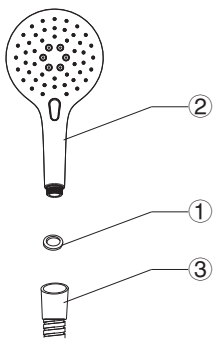
### 产品尺寸

单位: 毫米



### 安装步骤

1. 将垫片① (用户自备) 放入软管③ (用户自备) 接头内。
2. 将手持花洒②旋紧在软管上; 软管的另一端连接水源。



花洒外形因不同型号而不同, 上图仅供参考

### 清洗说明

#### 如何清除出水口水垢:

出水孔在使用一段时间后可能会堆积杂质或结垢, 导致水流变形、流量减小。请打开水源, 用力按压和摩擦橡胶出水孔, 可以轻松将杂质或结垢清除。

#### 如何清洁花洒:

- 为保持花洒洁净, 请定期清洁。
- 先用清水或中性的液体清洁剂清洗, 再用干净软布彻底擦干整个表面。
- 切勿使用任何具有酸性和研磨作用的清洁剂。
- 禁止使用钢丝球、钢丝刷等硬质物品清洗, 以免划伤产品外表面。

### 产品售后保修条款

摩恩产品是在质量标准及生产工艺下制造的, 摩恩承诺为消费者购买的洁具产品提供有期限免费保修及终身维修服务。

花洒免费保修期为1年, 均自消费者购买日 (以摩恩产品分销商开具的发票或收据上载明日期为准) 起计。

免费保修范围为产品及产品配件由于材质及工艺原因而造成的故障或损坏。免费保修期内, 我们将无偿为您提供维修服务及更换发生故障的产品或产品配件。摩恩的售后服务责任仅限于对故障产品的修理, 而不延及您因产品故障而发生的其他损失, 法律另有规定的除外。

您需了解: 产品外观碰伤、刻划痕迹, 以及滥用及不正当保养所导致的故障或损坏, 均不属于免费保修范围。即使在免费保修期内, 属下列

- (1) - (5) 情况之一的, 需酌情收取修理费用:
1. 不能出示相符的保修卡和有效购买凭证情况的,
  2. 未按使用说明书告知的使用方法和注意事项造成的故障,
  3. 自行拆卸、维修、改装所造成的故障和损坏,
  4. 由于不可抗力等外部原因引起的故障和损坏,
  5. 由于运输、搬运、挤压等造成的损坏。

对于保修期外或不在保修范围内的产品, 如需维修, 摩恩将酌情收取上门费、人工费及材料费。

本保修条款仅对原始消费者和酒店行业的购买者有效, 并不适用于本产品工业, 商业, 贸易和非酒店行业的使用。

如对本保修条款内容有任何疑问, 请拨打400 630 8866 咨询热线, 或向当地分销商咨询。

## MOEN® 摩恩

### 合格证 Compliance Certification

产品名称 手持花洒  
Product Name Handheld Shower

检验员  
Inspector

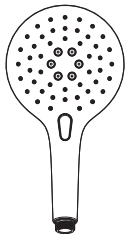
生产日期  
Date of Production

富俊汇赢科技 (上海) 有限公司  
中国 (上海) 自由贸易试验区新杨公路  
1800弄1号4幢207室  
邮编: 201413

Fortune Brands Innovations (Shanghai) Co., Ltd  
Room 207, Building 4, No. 1, Lane 1800, Xinyang Highway,  
China (Shanghai) Pilot Free Trade Zone

# MOEN® 摩恩

## Air-In Handheld Shower



HH3003

PLEASE CONTACT MOEN FIRST  
For Installation Help, Missing or Replacement Parts  
(China) 400-630-8866  
www.moen.cn

©2023 Moen Incorporated

### CAUTIONS:

**MOEN® 摩恩** Bathroom products are made with superb technology to ensure high quality, beautiful and durable. Be careful when cleaning the product to avoid damage to the surface of the product. Please clean the surface of the product with water or neutral detergent, and then dry it with a soft towel;

Do not use chemical or corrosive cleaners or rough cloths.

It is recommended to clean the product regularly to ensure its appearance is bright and clean. When using acidic cleaners to clean nearby items, it may damage the surface of the product. Please be extra careful.

### Function Features

- Spray
- Hard Massage
- Spray Massage



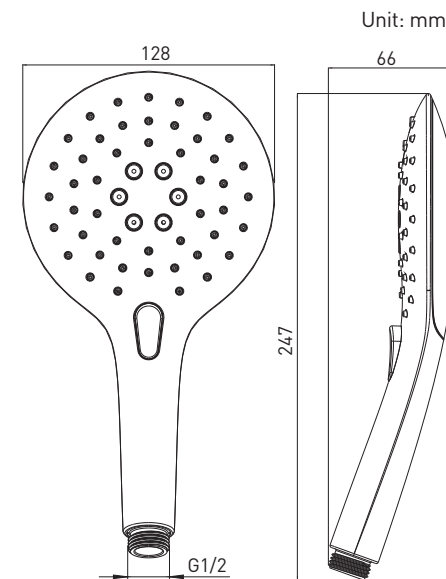
This button can cycle through three different water outlet modes

### Product Characteristics

Moen Air-in water breathing technology. The water flow is strong and soft, and colleagues who save 30% of water resources improve the comfort of the shower. Advanced button switching, you can easily switch the water outlet mode with one hand, leading the fashion trend. The front is complete and seamless, distinctive, and the appearance is more concise and generous.

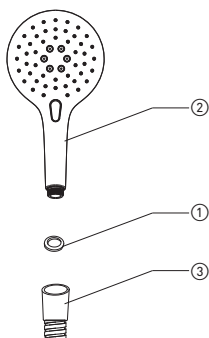
- Strong and soft, environmentally friendly and water-saving.
- The product is beautiful and generous in appearance.
- The cover is large and there are many water outlets.
- The flow is large and the splash is evenly distributed.

### Dimensions



### Installation Instructions

1. Put the gasket ① (prepared by the user) into the connector of the hose ③ (prepared by the user).
2. Tighten the hand shower ② on the hose; connect the other end of the hose to the water source.



The appearance of the Handheld Shower varies according to the different models. The figure above is for reference only.

### Cleaning Instructions

#### How to Clean the Nozzles:

Any debris or mineral build-up may cause the flow stream to become distorted or reduce the flowrate. To remove the debris or mineral build-up, run water through the handheld shower, and then press and rub the rubber water nozzles firmly.

#### How to Clean the Shower Body:

- Keep the product clean with clean water or mild liquid detergent regularly.
- Rinse it with clean water or mild liquid, and then dry it with soft cloth.
- Do not use acid or abrasive detergents.
- Do not clean the product with hard materials, for example, steel wool, scourer, etc.

### MOEN LIMITED WARRANTY

We offer limited warranty and lifetime maintenance for Moen products, which are all manufactured with high standards of workmanship.

The period of warranty shall start from the date of purchase of the product (according to the invoice or receipt issued by Moen distributors) and shall cover a period of the following: the warranty period for shower is 1 year.

This warranty is your coverage against material and workmanship malfunction or defects in Moen products or components. During the warranty period, we offer free main tenance and changing of malfunctioned products or product components. Moen's after sales service liability is limited to the maintenance of faulty items and does not cover your other losses caused by product malfunction, except for other wise stipulated by law.

Cosmetic damages (scratches, dents, etc.) and malfunction or defects caused by abuse or improper maintenance is not covered by this warranty. Although the warranty period remains valid, in case of the following conditions (1) - (5), the maintenance cost (material cost and labor cost) shall still be charged as the case may be:

1. Corresponding warranty card and valid invoice cannot be presented;
2. Faults were caused by the incompliance with the instructions and precautions provided in the user's manual;

3. Damages and faults were caused by self-actuated dismantling, repair and refit;  
4. Faults and damages were caused by external factors such as force majeure;  
5. Damages were caused by transportation, unloading and extrusion, etc.  
This warranty is valid for the original consumers only (including hotel use), and excludes industrial and commercial use of the product (except for hotel use). This card is only responsible for product maintenance rather than any other liabilities.  
In the event that the product requires maintenance but exceeds the warranty period, or that the product is not covered by this warranty, labor cost and material cost shall be charged as the case may be.  
Please call 400-630-8866 or contact local dealer for any question.

### MOEN® 摩恩

合格证  
Compliance Certification

产品名称 手持花洒  
Product Name Handheld Shower

检验员  
Inspector

生产日期  
Date of Production

富俊汇源科技(上海)有限公司  
中国(上海)自由贸易试验区新杨公路  
1800弄1号4幢207室  
邮编: 201413

Fortune Brands Innovations (Shanghai) Co., Ltd.  
Room 207, Building 4, No. 1, Lane 1800, Xinyang Highway,  
China (Shanghai) Pilot Free Trade Zone